

**The University of Michigan
University Library
Digital Library Production Services
Digital Conversion Unit**

TABLE OF CONTENTS

I. General Requirements Information	4
Purpose of Document	4
Scope of Work.....	4
II. Required Deliverables for Proposals.....	6
Written Proposal Document	6
Sample Digital Image Files	6
Pricing Matrix for Scanning.....	7
III. General Requirements for Preferred Vendors.....	7
Subcontracting.....	7
Rights.....	7
Responsibilities	7
Digitization Capabilities.....	7
Handling	8
Costs	8
Communication	9
Progress Reports.....	9
Invoicing.....	9
IV. Technical Requirements for Digitization Product.....	10
File Directory Structure Requirements.....	10
Image Capture Requirements	11
Image Color Requirements.....	12
Image Resolution Requirements	13
Image Quality Requirements.....	14
Image Format Requirements	14
Image Metadata Requirements.....	16
File Checksum Requirements.....	17
Ancillary Image Files	18
V. Evaluation Process	19
Vendor Quality Control Expectations	19
University Quality Control of Vendor Digital Product	19
Digital Quality Control of Files.....	19
Qualitative Evaluation.....	20
VI. Data Delivery Requirements.....	21
Shipping Requirements & Shipping Address.....	21
Delivery Format Options.....	21
VII. Errors in Digitized Product & Rework.....	23
Errors by Vendor	23
Errors by University	23

VIII. Return of Scanned Materials	24
Approval Required for Return of Materials	24
Shipping Requirements & Shipping Address.....	24
Timing of the Return of Library Materials.....	24
IX. Revision of Specifications	25
Revision of University Digitization Specifications.....	25
Revision of University Technical Specifications	25
X. Selection of Preferred Vendors	25
Notification of Selection	25
Letter of Agreement	26
Award of Projects to Preferred Vendors	26
Appendix A: Checklists for Digital Product Compliance.....	27
MDP Project Delivered on USB Mass Storage Device	27
MDP Project Delivered via sFTP	27
MDP Project Delivered on Optical Discs.....	28
BibID Project Delivered on USB Mass Storage Device	29
BibID Project Delivered via sFTP.....	30
BibID Project Delivered on Optical Discs	31
Appendix B: Insurance and Compensation.....	33
Appendix C: File Structure Organization for Michigan Digitization Project (MDP) Shipments..	34
File Structure Organization for All Deliveries	34
File Structure Organization for Hard Disk Drive Data Delivery	34
File Structure Organization for Optical Disc Data Delivery	35
Appendix D: File Structure Organization for Bibliographic Identifier (BibID) Shipments.....	38
File Structure Organization for All Deliveries	38
File Structure Organization for Hard Disk Drive Data Delivery	38
File Structure Organization for Optical Disc Data Delivery	40
Appendix E: Sample Scanning Notes Text File	42
Appendix F: Foldouts, Centerfolds, or Double Page Spreads	43
Appendix G: XMP Metadata for JPEG2000 Files.....	44
Appendix H: Metadata Tags for TIFF files	48
Appendix I: Sample Production Note Target.....	49

I. GENERAL REQUIREMENTS INFORMATION

Purpose of Document

The University of Michigan Library wishes to establish a list of preferred digitization vendors to provide supplementary services to the university's digitization efforts.

This document will establish the parameters and requirements which will guide these digitization projects: the general terms for these digitization projects; the financial requirements; a general description of the materials; a description of the types of project shipments; the technical requirements for the digital images being produced; the evaluation process which will be applied by the University on the vendor proposals and the digital product of preferred vendors ongoing; and the delivery requirements for providing the digital product to the University.

For purposes of this document, the term "project" shall be defined as a single shipment of University materials which is governed under the terms of this document. Other shipments pending with a vendor under the terms and specification of another agreement shall defer to the requirements of that project.

Scope of Work

The types of scanning projects covered by this RFP will include but may not be limited to the following:

Michigan Digitization Project

These projects will be the most common type of shipment and materials sent to a preferred vendor. Materials in these projects will be paper-based, primarily textual materials such as books and bound volumes, pamphlets, etc. from the University's general library collections, special collections, and archives that are unable to be scanned through the ongoing Michigan Digitization Project with Google. The reasons why these materials were unable to be scanned by Google varies, but predominantly includes: items that are in poor condition; oversized items; disbound items; items with large foldouts; items with binding issues; etc.. Vendors are expected to have the capacity to scan all of these materials without causing unreasonable wear and tear to the items. Vendors who are unable to digitize one or more of these categories must make this explicit in their response to the RFP.

Projects in this category will be clearly indicated by a packing note in each box that designates the project as a Michigan Digitization Project (MDP) shipment. This designation will affect the file structure and types of page image files required, as detailed later in this document.

Individual volumes in projects in this category will be identified in their digitized data format by the volume barcode located on the inside back cover of each volume; if a vendor finds any volume in projects of this category which does not have an identifiable barcode of this type, the vendor must contact the Digital Conversion Unit immediately for instructions.

MDP projects will be shipped to the vendor with a minimum of preparation work. The shipping containers will include a packing list only. Vendors will be permitted to make their own

judgments with regards to the proper color space for individual pages. Criteria for making these judgments are detailed later in this document.

Volumes in these shipments will not have a production note target; therefore, the ancillary files associated with these targets are neither expected nor required for volumes in these projects. The AIIM scanning target and notes.txt ancillary files, as detailed later in this document, are still required for each volume, however.

Bibliographic Identifier Project

These projects will be the second most common type of materials shipped to a preferred vendor. Materials in these projects will be paper-based, primarily textual materials such as books and bound volumes, pamphlets, manuscripts, archival materials, and so on. These materials may be drawn from the University's general library collections, special collections, archives or museums. Any special handling instructions and requirements will be included with the project documentation and may be discussed with vendor before shipment of the project. Projects in this category will be clearly indicated by a packing note in each box that designates the project as a Bibliographic Identifier (BibID) shipment. This designation will affect the file structure and types of page images required, as detailed later in this document. Individual volumes or parts of volumes in this category will be identified in their digitized data format by the bibliographic identifier found on the production note target; if a vendor finds any volume in projects of this category which does not have a production note target, the vendor must contact the Digital Conversion Unit immediately for instructions.

BibID projects will be shipped to the vendor after preparation work is performed by the Digital Conversion Unit. The shipping containers will include a packing list, and minimally each volume shall also have a production note target. The preparation work shall identify specific pages requiring color or grayscale imaging.

Volumes in these shipments will have a production note target; therefore, the ancillary files associated with these targets are expected and required for volumes in these projects in addition to the AIIM scanning target and the notes.txt ancillary files.

Miscellaneous projects

The University may ask preferred vendors to scan for smaller miscellaneous projects as well. Materials in these projects will be paper-based, primarily textual materials such as books and bound volumes, pamphlets, manuscripts, archival materials, and so on. These materials may be drawn from the University's general library collections, special collections or other departments and units on campus. Any special handling instructions and requirements will be included with the project documentation and will be discussed with vendor before shipment of the project.

These miscellaneous projects may be prepared and shipped to the vendor by a unit other than the Digital Conversion Unit. Each project will use either MDP or BibID specifications with slight modifications (provided by the unit ahead of time) to suit the need of each project. Vendors should return the physical material and digitized data to the unit which prepared the shipment. Invoices should be directed to the attention of that unit as well.

For Miscellaneous projects, where this document states "DCU" or "University Libraries", the vendor should read that as "the appropriate person or unit responsible for the materials".

II. REQUIRED DELIVERABLES FOR PROPOSALS

The following deliverables are expected from all vendors who provide a proposal in response to this RFP. These documents and files will provide the basis for evaluating the vendor's proposal. See **Appendix A** for the checklists that the University will use for evaluation.

Written Proposal Document

Vendors invited to submit proposals in response to this RFP must provide a written proposal which details that vendor's ability to meet each of the requirements of this document. The structure of the proposal document is left to the discretion of the vendor, but it must address every requirement detailed in this document.

In addition, vendors submitting proposals should address their ability to meet the general specifications outlined in this RFP, including:

- Overall technical approach; proposed methodology; demonstrated understanding of the scope of work and the requirements.
- Vendor facilities and equipment, including detailed descriptions of the variety of equipment available in their facility (scanning equipment, digital cameras, lighting, book cradles, etc.)
- Post-processing and quality control procedures, including software used for each process
- Previously demonstrated production experience and past performance, including a minimum of three references from other institutions for which the vendor has performed comparable work.
- Capability and experience of key personnel.
- Project management and corporate support capability.

Sample Digital Image Files

Vendors who submit proposals in response to this RFP must submit sample digital image files along with their written proposal document. These sample digital image files must minimally include one TIFF formatted image file and one JPEG 2000 formatted file. Both files must be formatted according to the technical requirements detailed in this document, including all metadata fields, though in the sample image files, these metadata fields may be populated with "dummy" or placeholder information.

If the sample images fail to pass evaluation with the University, the University will provide a list of errors it is able to find to the proposing vendor and grant that vendor an opportunity to fix or repair those sample images for resubmission with the original proposal. Resubmitted sample images which do not meet the requirements and specifications of this document may be considered grounds for rejecting that vendor's proposal.

The original submission of sample image files must be received along with the proposal document.

Pricing Matrix for Scanning

The vendor must also produce a pricing matrix for digitization costs. This matrix must be complete enough to allow the University to accurately and fairly estimate the costs of any individual project for budgetary or recharge purposes. The university strongly prefers a cost-per-image model of cost matrix, but the vendor may provide another metric if that more accurately details the costs of a project. All cost line items which may appear on a project invoice must be detailed in this pricing matrix, even if the costs cannot be accurately estimated (e.g. shipping costs are highly variable but should be mentioned and addressed in the document). This pricing matrix must be formulated and submitted to the University along with the proposal document and sample image files..

III. GENERAL REQUIREMENTS FOR PREFERRED VENDORS

Subcontracting

All digitization will be done on the vendor's premises. No subcontracting of this work will be permitted without the prior written approval of the library.

Vendors with digitization facilities located outside North America must provide detailed information about these facilities in their proposal, even if those facilities are part of the vendors' overall business operations. Any costs not included in the vendor's pricing matrix which will be incurred by the University must also be detailed (e.g. shipping costs to international facilities).

Failure to disclose subcontracting, the intent to use international facilities, and/or include any associated costs may result in rejection of that vendor's proposal or revocation of Preferred Vendor status.

Rights

The materials to be scanned, the image files, and the contents of the images remain the property of the University of Michigan University Libraries. The materials to be scanned, the image files, and/or the contents of the images may not be reproduced or sold without the express written authorization of the University.

Responsibilities

The Digital Conversion Unit staff of the University Libraries are responsible for the projects governed by this agreement and will track the flow of materials through the digitization process from the point of shipment to the vendor and on through to payment for services.

The Digital Conversion Production Manager is the project manager for the University Libraries. His departmental staff will carry out the pre-scanning preparation of the selected material and post-scanning processing of the digital product.

Digitization Capabilities

Each vendor must supply a detailed description of their own digitization capabilities to the University. This detail should include, but is not limited to, the maximum physical dimensions of

individual scan image at the acceptable resolutions, make and models of scanners, color depth capabilities of scanning equipment, number of scanning stations, and so on.

Handling

Vendor personnel shall perform all handling and scanning labor which includes: handling original materials with care when unpacking; performing the scanning and associate record keeping; delivering digital images and associated records to the Library; returning all volumes associated with a single shipment at the same time, once the Library accepts the digital images, unless otherwise agreed upon by DCU.

Some materials, both bound and unbound, may be designated by the Library as fragile and requiring special handling. The Library will provide instructions for special handling and scanning techniques for such materials as needed.

While most materials will be sturdy enough to be scanned without damage, it is not always possible to predict potential damage to the original source material during the scanning process. In the event that any damage to an original occurs during the initial capture, the scanning technician shall cease scanning immediately and request instructions from the Digital Conversion Production Manager before resuming work on that original. At a minimal level, damage is defined as: the breaking of the book spine; pages coming out of the original binding; and/or the cracking of brittle pages to the point of losing text.

If the amount or frequency of damage to Library materials is more than the Library deems appropriate, the University will require the vendor to revise their handling and scanning procedures. If the vendor cannot resolve the matter to the University's satisfaction, the project will be reassigned to another vendor. Excessive damage to rare materials and special collections materials will be assessed at the vendor's expense. See **Appendix B** for details.

Note: Materials that have been disbound by the Library prior to shipment are exempt from this.

Costs

Each vendor must supply a pricing matrix to the University that provides enough detail so as to allow the University to accurately estimate project costs within 5% of invoice total. This matrix may be structured according to vendor preferences but must include and detail per image costs according to any document size thresholds, any per image cost differences among bitonal, grayscale, and color capture, and any per image costs for image post-processing.

Vendors must also provide a detailed list of ancillary costs that projects will incur which are unpredictable, such as: shipping costs for return of materials; shipping costs for data delivery; media costs for burned optical discs; etc.

Vendors are also strongly encouraged to provide any additional cost information for rush services, if the vendors provide such service. The University would need to know details about any targeted or guaranteed turnaround times, additional costs information, and methods for designating a shipment as a rush shipment.

Communication

Digitization vendors are invited to bring up questions, concerns, technical difficulties, etc. on an ongoing basis through the course of providing digitization services to the University. In order to facilitate efficient exchange of information, the University encourages each vendor to designate a contact person for communication with the University regarding these digitization projects.

Progress Reports

The University of Michigan requires regular progress reports on the status of projects. These progress reports must include the university shipment number, the date of shipment receipt by the vendor, and an estimated percentage complete. A projected date for completion is highly encouraged. The University prefers to receive such reports via email.

Invoicing

The vendor shall provide a detailed invoice for the digitization charges within ten (10) business days of shipping the digital product to the University. Each vendor's invoice must reference the following:

- University of Michigan Purchase Order Number
- Digital Conversion Unit shipment number
- Total number of images, itemized according to type (e.g. bitonal, grayscale, and color itemized separately)
- Cost per image rate
- Volume names and item contents for media delivered (regardless of delivery option)
- Any other itemized charges (cost per media, shipping costs, transportation, etc.)
- Total charge for the shipment

Unless specified ahead of time (particularly with miscellaneous projects), all invoices shall be sent to Larry Wentzel, Digital Conversion Production Manager. Electronic submission of invoices to lwentzel@umich.edu is strongly preferred; however, if paper invoices are the only possibility for a vendor, they must be mailed to the following address within the same required timeframe:

Larry Wentzel
University of Michigan
Digital Conversion Unit
3208 Buhr Bldg.
837 Greene Street
Ann Arbor, MI 48104-3213
USA

Due to the nature of the University financial system, vendors will receive payment of each invoice within two months/60 days of the Senior Finance Specialist receiving the vendor's invoice. The University will not approve service charges for unpaid account balances of less than 60 days.

IV. TECHNICAL REQUIREMENTS FOR DIGITIZATION PRODUCT

The following criteria represent the digital imaging requirements for the vendor digitization product of projects governed by this document.

File Directory Structure Requirements

The file directory structure requirements for the digitization product depends significantly on what designation has been given to an individual project. The differences are detailed in the following sections:

Michigan Digitization Projects (MDP)

Projects of this category and designation require a very flat file structure. The top level of directories consists of directories named for the 7-digit shipment number. The second level directories will each be named after the 14-digit barcode of individual physical volumes. Each physical volume gets its own directory named for the volume barcode and all page images from outside front cover to outside back cover are contained therein with ancillary target image files as applicable. The bitonal image files must be named with an eight character file name followed by a three letter file extension. The files start at 00000001.tif and continue sequentially from the outside front cover to the outside back cover.

This directory structure and its requirements are further detailed in **Appendix C**.

Bibliographic Identifier Projects (BibID)

Projects of this category and designation require a hierarchical file directory structure. The top level of directories consists of directories named for the bibliographic identifier for individual titles. Under these BibID directories will appear one or more subdirectories, named by four digit numbers, for the volume number or year of a multivolume set if applicable. Under these volume directories will appear one or more subdirectories, named by three digit numbers, for the issue number or part of a multivolume set if applicable. The production note target will detail each of these levels in the hierarchy, making the naming and organization of each of these levels of the file structure hierarchy clear. Each shipment will have its own directory hierarchy, with a second level directory for each item named using the bibliographic identifier, a third level volume directory, and one or more fourth level issue/part directories. Every page, from outside front cover to outside back cover, should have a corresponding bitonal image file contained within the fourth level subdirectory (named with the three digit number); multivolume or multipart bibliographic volumes may be contained within subdirectories under the same third level directory.

Any continuous tone image files (grayscale and color) must be stored in an additional fifth level subdirectory named “pages” (lowercase only). The contone image files in this “pages” directory must be named with an eight character file name which is identical to its corresponding bitonal image in the directory above. The initial zero of the bitonal filename should also be changed to a lower case letter “p” for the contone image file name. For example, if the 212th page image in a single volume work has a color photograph, there will be two image files for it: a bitonal image named “00000256.tif” in the directory “<bibid>/0001/001/” and a color contone image named “p0000256.jp2” in the directory “<bibid>/0001/001/pages/” as well.

This directory structure and its requirements are further detailed in **Appendix D**.

Image Capture Requirements

The following image capture requirements apply to all projects, regardless of their designation as either an MDP project or a BibID project.

The normal image capture requirement for all volumes is to capture them from outside front cover to outside back cover, with all images kept and named in sequential order. File names should start at 00000001 and increment sequentially for each additional image, following the sequence of the original library materials. Page image files must also be named with a file extension appropriate to the image file format, as detailed later in this document. The front cover image should include the spine if possible. All end papers and covers shall be scanned as well unless otherwise instructed by the University.

Michigan Digitization Projects (MDP)

For projects designated as MDP projects, vendors are required to produce one and only one image for every page within a physical volume. Each image shall be in the required format for the image's content type (bitonal or contone) as detailed later in this document. Pages containing only black and white text or simple line drawings must be captured as bitonal images. Pages containing half-tone or continuous tone photographs and highly detailed lithographs should be captured as grayscale images. Pages containing any meaningful color elements should be captured as color images.

Bibliographic Identifier Projects (BibID)

For projects designated as BibID projects, vendors are required to produce one bitonal image for every page within a physical volume. In addition, vendors are required to produce contone images for those pages whose content dictates continuous tone imaging. It is permissible for vendors to capture every page in the color space appropriate for that page and to derive an additional bitonal image file for those pages that require both color and bitonal imaging. Pages containing only black and white text or simple line drawings must be captured as bitonal images. Pages containing half-tone or continuous tone photographs and highly detailed lithographs should be captured as grayscale images. Pages containing any meaningful color elements should be captured as color images.

The following categories represent special categories which may be encountered in any volume in any project, regardless of designation. Any vendor encountering a special situation which is not addressed in this document should be contact the University for further instruction.

Missing Pages

In all projects, physical volumes may have missing pages. For any bibliographic entity where the pagination is broken by missing pages, missing page targets must be inserted. For MDP projects, the amount of materials and the minimal preparation of each volume prevent DCU staff from flagging each instance where a page is missing; for BibID and other projects, DCU staff may flag these missing pages. Should vendor scanning technicians find other pages missing they must insert missing page targets as appropriate.

For example, if pages 5 and 6, 21 and 22 are missing from the original text, the scanning operator must replace the missing pages with missing page targets for both the front and the back of each leaf (this example would require 4 missing page targets). Should the scanning operator notice a missing page without a flag, he/she should insert the missing page target. The sequence should follow the original source document sequence and the corresponding files as if the missing page were scanned.

The missing page targets should be 8.5” x 11” targets regardless of the size of the physical volume. The text of the missing page target must be “Page Missing in Original Volume” in minimally 36 point font.

Please see **Appendix E** for examples of how missing pages should be documented in the notes.txt file.

Foldouts, Centerfold Images, or Two-Page Spreads

These types of pages present special challenges in capture. All foldouts are expected to be scanned by the vendor unless authorization and instruction to the contrary are received from the University. Normally a foldout 11” x 17” can be scanned on most scanners without adjustment to resolution. If a vendor is unable to scan foldouts larger than 11” x 17” without adjustment to resolution, the vendor shall contact the University immediately for instructions.

- If the foldout cannot be safely scanned, the vendor must contact the University for further instruction.
- Foldouts may be removed only with prior permission from the University for better image capture. If foldouts are removed, they should be placed in their proper order within the volume from which they came. Vendors should not attempt to reattach the foldouts themselves.
- If a vendor cannot capture any foldout as one whole image, they shall stop scanning and contact the University immediately for instructions.
- Centerfolds (including two-page spreads and uncut plates) will be treated as foldouts in the scanning process. Unless otherwise requested, an extra blank page (8.5” x 11”) should be inserted after the centerfold image to maintain the correct recto/verso sequence. See **Appendix F** for sample diagram.

Image Color Requirements

The following image color requirements apply to all page images in all projects, regardless of their designation as either an MDP project or a BibID project.

Bitonal Images

Any page image which consists of text only or which consists of line art against the background paper color should be captured as a bitonal image. Black-and-white halftone images (e.g., photographs reproduced in a newspaper) should also be captured as bitonal images.

Grayscale Images

Any page image which uses color halftone or continuous tone photographs, variously shaded gray graphs or diagrams, or variously shaded gray lines to distinguish among multiple chart or illustrative elements should be captured as a grayscale image.

All grayscale images should be captured in an 8-bit color space.

In all projects, vendors are expected to use reasonable judgment to determine whether a grayscale image is the most appropriate image capture method; in the case where it is not definitely clear whether to capture in grayscale or color, the vendor can safely assume to use color. Vendors who are unsure about whether to capture any given page image in grayscale are welcome to contact the University for additional instructions.

Color Images

Any page image which uses color photographs, colored bar graphs or diagrams, or colored lines to distinguish among multiple chart or illustrative elements should be captured as a color image. All color images should be captured in a 24-bit color space, preferably the sRGB color space. In all projects, vendors are expected to use reasonable judgment to determine whether a color image is the most appropriate image capture method; in the case where it is not definitely clear, the vendor can safely assume to use color. Vendors who are unsure about whether to capture any given page image in color are welcome to contact the University for additional instructions.

Image Resolution Requirements

The following image resolution requirements apply to all projects governed by these specifications, regardless of the individual project's designation as an MDP project or a BibID project. Vendors should report their ability to meet these requirements in detail as part of their proposal document.

On all images in all color spaces, X resolution and Y resolution (pixels per inch along the X-axis and Y-axis) must be identical values.

Bitonal Images

All bitonal page images must have a resolution measured in pixels per inch (ppi) of 600ppi. This resolution should be an uninterpolated optical resolution wherever possible; if the scanning equipment can only achieve this resolution via interpolation, the resolution must be interpolated by the scanning camera and its software as part of the original page scan, not as part of a separate post-processing image adjustment.

If the optical resolution of the scanning equipment is not able to achieve an exact optical resolution of 600ppi – which may occur when scanning foldouts or oversized material -- the vendor should contact the University for instructions. All deviations from the normal 600ppi resolution for bitonal images must be recorded in the notes.txt file for that volume or bibliographic entity.

Continuous Tone (Color & Grayscale) Images

All contone (continuous tone) page images must have a resolution measured in pixels per inch (ppi) of 400ppi. If the optical resolution of the scanning equipment is not able to achieve an exact optical resolution of 400ppi – which may occur when scanning foldouts or oversized material --,

the vendor should contact the University for instruction. It is acceptable to scan a contone image at a higher resolution (e.g., 600 ppi) and then downsample the final image file to 400 ppi, preferably using bicubic interpolation in post processing.

In the event a vendor cannot scan an oversized item or foldout at 400 ppi (optical or downsampled), the vendor shall contact the University immediately for instructions on how to proceed. Upsampling is not allowed. Any deviation from acquiring an image at 400ppi optical resolution for contone images (e.g., deriving 400 ppi from a higher resolution) must be recorded in the notes.txt file for that volume or bibliographic entity.

Image Quality Requirements

When digitizing from microfilm, all page images should be rotated (where appropriate) so that the page image appears in proper reading position on screen when the image file is opened.

All page images, whether digitized from a book or from microfilm, should fill the image frame to the largest extent possible. When scanning from microfilm, preservation microfilming guidelines require that the reduction ratio on a single reel of microfilm remain constant throughout the reel. In the case where bibliographic entities are smaller than the page and do not fill the individual frame on the reel, the vendor does not need to take any corrective action. Vendors should eliminate or minimize the amount of black border that frames the page image either during capture or in post-processing the image.

When scanning from a 2N microfilm print master negative, all images must have their polarity reversed, so that text and graphics appear as black/gray pixels against a white background. All 2-up frame images must be split at the gutter (where appropriate) to produce separate images files for each page (recto and verso). Foldouts or other single pages which fill the full microfilm frame must not be split.

Image Format Requirements

All images files shall be provided in either one of two formats: TIFF or JPEG2000.

TIFF Format Image Requirements

For all TIFF format image files, the internal bitmap must be single strip format. Color TIFF images must all be in the sRGB color space.

Compliance with the TIFF format specification will be verified using the JHOVE object validation software, and all TIFF images must be minimally “well-formed” against the TIFF standard in order to meet acceptability criteria.

Michigan Digitization Projects (MDP)

For projects designated as MDP projects, all bitonal image files delivered must be in the TIFF format and also must be in CCITT Group 4 compression. Continuous tone images for MDP projects must be delivered in JPEG 2000 format, detailed later in this document.

Bibliographic Identifier Projects (BibID)

For projects designated as BibID projects, all bitonal image files delivered must be in the TIFF format and also must be in CCITT Group 4 compression. Continuous tone images for MDP projects must be delivered in JPEG 2000 format, detailed later in this document.

JPEG2000 Format Image Requirements

Vendors are required to explain and detail their ability to support this file format in their proposal documents.

The JPEG2000 format for image files is the required format for delivery of the continuous tone (color and grayscale) digitized images produced by projects designated as MDP.

BibID projects may deliver in JPEG 2000 format as an option at present, though still in the same file directory structure. This delivery format will be preferred in the near future by all University digitization projects.

In order to maintain consistency among the JPEG2000 files in the library repositories that are produced from various projects and vendors, the University requires the following parameters for all JPEG2000 files:

- The JPEG 2000 file will conform to JP2 file format as specified in ISO/IEC 15444-1:2000 (i.e., JPEG 2000, Part 1).
- The JPEG 2000 file will be prepared after any image processing or clean-up is performed.
- The JPEG 2000 file's image X origin, image Y origin, tile X origin, and tile Y origin will be 0.
- The JPEG 2000 file will contain only one component.
- The JPEG 2000 file's height and width will be the same as the master image file after transcoding.
- The JPEG 2000 file will be in the sRGB color space.
- The JPEG 2000's progression order will be RLCP (resolution, layer, component, position) or RLPC.
- The JPEG 2000 file will have 2 decomposition levels.
- The JPEG 2000 file will have 8 quality layers.
- The JPEG 2000 transcoding process will use the 9-7 irreversible filter.
- The default slope rate distortion used in transcoding will be 51492.
- No tiling is necessary in the JPEG 2000 file.

All image files supplied in the JPEG2000 file format must be compliant with Part 1 of the JPEG2000 core coding system and meet the JP2 basic file format definition. Files must be supplied with the “.jp2” extension.

Many scanning hardware and software packages do not support native image capture to the JPEG2000 format. Transcoding an image file to the JPEG2000 file format is considered acceptable and normative. The file format of the original image file should be a non-distorting format, such as uncompressed TIFF, and not a format that inherently downgrades the quality of the image through lossy compression (JPEG).

The University of Michigan has adopted the Kakadu open source software package for the transcoding of image files into the JPEG2000 format. Due to variations among the various

JPEG2000 software packages available, the University recommends Kakadu to our vendors as well, as it is an excellent and flexible package for transcoding files to the JPEG2000 format. The University has provided the parameters we use to insure compatible encoding of JPEG2000 image files in **Appendix G**.

Image Metadata Requirements

All image files must have technical and source metadata embedded within the image file itself. The requirements for metadata inclusion for each format are detailed in the following sections.

TIFF Image Metadata Requirements

To help ensure the long-term sustainability of their master images, the University of Michigan Library requires the use of some of the data elements in Draft NISO Z39.87 –2002 Standard, Data Dictionary—Technical Metadata for Digital Still Images to record technical metadata in the TIFF header of each image. In addition to required TIFF tags, some additional tags are utilized to document the provenance of each image.

In addition to the required fields for baseline TIFF images, the following fields of the TIFF header must have the appropriate values inserted:

269 DocumentName <Barcode>/<image file name> or <BibID>/<image file name>

The formats above must be consistent among the files in a single project; the <Barcode> is appropriate for projects designated as MDP projects and the <BibID> format is appropriate for projects designated as BibID projects.

306 DateTime Time and date of image capture in ISO8601 format
315 Artist Scanning vendor company name

This information is mandatory and will be included in the Library's quality assurance and evaluation processes.

In addition to the required information, the following fields in the TIFF header are recommended for recording additional technical metadata. Presence of this information is not a requirement for satisfactory performance of these specifications.

271Make Scanner manufacturer
272 Model Include model number
305 Software Include version number

See **Appendix H** for a more complete explanation with sample values.

JPEG2000 Image Metadata Requirements

JPEG2000 file format specification.

See Appendix G for a more complete explanation with sample values.

File Checksum Requirements

Each bibliographic entity subdirectory shall contain a MD5 checksum signature file for all of the image files in that subdirectory in order to verify that the digital image files are complete and intact as the files are moved and migrated from system to system and disk to disk. This signature file is identical to the file supplied in previous University of Michigan digitization specifications. MD5 checksum files are required for all directories containing images and are required to include all image files regardless of format. This requirement remains in effect even between the different project designations of MDP projects and BibID projects.

This MD5 checksum signature file is required in all directories in which image files are contained and only in such directories. Directories that only contain subdirectories should not contain checksum files, even though those subdirectories may contain image files themselves. The MD5 signatures for each image file are concatenated into a single file that must be named “checksum.md5” and this file must be stored in the item directory at the same level as the page image files. Checksums are validated throughout the workflow to ensure that files are accurately written from one medium to another. In addition, they provide a check against bit-deterioration and serve to guarantee digital object authenticity.

The MD5 file contains one line for each image in the volume. Each line consists of the 32-character MD5 signature followed by 2 “blank” characters followed by the image file base name. Please notice in the sample lines below that no directory names are present, nor is the directory name present in the MD5 filename.

Here is a sample MD5 file:

786fd62b33b65560d9993d0f5f4235d1	00000001.tif
0fa7abf97a4414aed10b316c59b07249	00000002.tif
f30cc4a3d27f54329b3d9aaa5b2d7bda	00000003.tif
6a621fe605578f95cc66cc27b7ca77b5	00000004.tif
97c664aa9fb998dde78ce2aecbf59d73	00000005.tif
01cb4b01a9de2aa1660da009989f5f13	00000006.tif
1e8cb443ca9d72be25fa545c2a82a541	00000007.tif
745d4e8edfc7492e43eb6053b96cffb2	00000008.tif
f238e2dd728970cb8bb5bc9925c8a409	00000009.tif
a22322fec76543a0df26e08de58d0bfa	00000010.tif
42e9295e8dc45cb082e2759bf3cb4b5c	00000011.tif

It is considered best practice to generate MD5s in the same location as the original scanned images were saved, prior to burning a CD/ DVD or moving the files to another mass storage device or disk subsystem. Vendors are strongly encouraged to verify the MD5 signatures after burning a CD/ DVD or moving the data to another mass storage device or disk subsystem in order to verify that the content was fully transferred to the media.

The checksum algorithm used should be the 128-bit md5 (Message Digest 5) algorithm described in RFC 1321 (<http://www.faqs.org/rfcs/rfc1321.html>).

Ancillary Image Files

The University requires a detailed explanation of the vendor quality control processes, especially as it pertains to verifying the requirements and specification of this document.

AIIM Scanner Test Target

The University requires that that every set of scanned page images, whether a complete physical volume or a subdivision of a physical volume, must include a scan of the Association of Information and Image Management (AIIM) Scanner Test Chart #2, AIIM X441. This target allows the University to evaluate scanner performance, focus, and image clarity for that scanning session.

Each directory should include a scan of the AIIM target that is designated for paper based scanning. The scanned image file for this target must be scanned as a bitonal image in TIFF format with CCITT Group 4 compression; and the file must be named “aiim.tif” exactly with appropriate letter case sensitivity observed. The University shall use the following target evaluation criteria:

- The Bodoni 4 point lower case letters should be clear and distinct
- The diagonal line should be smooth and straight
- Distinct halftone wedges representing the dynamic range present in the source document should be rendered free of moiré patterns at the appropriate screen ruling (normally 133) in either regular or enhanced mode.

If these criteria cannot be met at the settings deemed optimal, the vendor should note this in the notes.txt included with the image files.

This scanning target may be ordered from:

AIIM Headquarters
1100 Wayne Avenue, Suite 1100
Silver Spring, Maryland 20910
Phone: 301.587.8202
Toll free: 800.477.2446
Fax: 301.587.2711
E-mail: aiim@aiim.org
http://www.techstreet.com/cgi-bin/detail?product_id=6845

Scanning Notes Text File

The University requires that that every set of scanned page images, whether a complete physical volume or a subdivision of a physical volume, must include a simple text file that reports any problems scanning, any deviations from normal resolution, or any other information about the scanning process which the vendor judges should be reported to the University.

This file must be a text file named “notes.txt” exactly with appropriate letter case observed. An example of this file is represented in **Appendix E**.

Production Note Target

The University requires that every set of scanned page images, whether a complete physical volume or a subdivision of a physical volume, must include a scan of the production note target sheet included for that bibliographic entity.

The scanned image file for this target must be scanned as a bitonal image in TIFF format with CCITT Group 4 compression; and the file must be named “prodnote.tif” exactly with appropriate letter case sensitivity observed.

These production note target images are only required for projects designated as BibID projects. MDP projects do not produce the production note target, and therefore do not require these target image files. If any bibliographic entity for a BibID project is missing a production note target, the vendor should contact the University immediately for instruction. An example of this file is represented in **Appendix I**.

V. EVALUATION PROCESS

Vendor Quality Control Expectations

The University requires a detailed explanation of the vendor quality control processes, especially as it pertains to verifying the requirements and specification of this document.

University Quality Control of Vendor Digital Product

The University shall engage in a formal evaluation both to verify that the digital product of the participating vendors meets the specifications detailed in this document and to evaluate the quality and acceptability of the digital imaging for University digitization efforts. The University reserves the right to reject any digital file or files which fail to meet the specifications and requirements detailed in this document, as determined by the evaluation method which follows. The University also reserves the right to require the vendor to rescan any page images which do not meet the specifications and requirements of this document or to refuse payment, up to and including the whole digital product produced for a shipment of materials. If the digital product of any vendor fails to meet these specifications and requirements after rescan, the university reserves the right to require the return of materials for submission to another vendor.

Digital Quality Control of Files

The University shall use a variety of means to electronically evaluate the digital product of the vendors. In this electronic evaluation of the digital product of participating vendors, the evaluation will include, but shall not be limited to, the following areas:

Validation of File Structure

The University shall use a variety of automated means as well as manual inspections to insure that the digital file structure meets the specifications in this document. This will include verifying the parent directory is named with the proper identifier according to project designation (MDP vs. BibID) and verifying that all individual bibliographic entities are broken out into appropriate subdirectories that are named according to the specifications of this document.

Validation of File Naming Conventions

The University shall use a variety of automated means as well as manual inspections to insure that the digital file names meet the specifications in this document. This will include verifying the number of characters in each file name as well as verifying that all files in a given subdirectory are named in sequential numeric order, according to the specifications of this document.

Validation of File Metadata

The University shall use a variety of automated means as well as manual inspections to insure that the required metadata elements are present in each digital file according to the specifications in this document.

Validation of Checksum

The University shall use a variety of automated means as well as manual inspections to insure that the required MD5 checksum files are present in each digital file subdirectory and that all digital files are fully valid and verified to a check of the MD5 calculations, according to the specifications in this document.

Validation of File Format

The University shall use a variety of automated means as well as manual inspections to insure that the digital image files are compliant with the image format specification that they purport to be. The primary software tool for accomplishing this will be the JHOVE object validation environment developed by Harvard University. This tool is freely available to the public at the following URL: <http://hul.harvard.edu/jhove/>. The University currently uses the latest version of JHOVE 1.x; vendors are strongly discouraged from using version 2.x). Any questions on what constitutes an acceptable file validation output from JHOVE can be directed to the Digital Conversion Production Manager.

Qualitative Evaluation

The University shall use a variety of means to qualitatively evaluate the digital product of the vendors. In this qualitative evaluation of the digital product of preferred vendors, the evaluation will include, but shall not be limited to, the following areas:

Evaluation of Image Clarity

All digital images must be clearly legible, in proper focus, and provide sharp representation of the original. Individual letters, particularly if they have closed loops or other bounded areas, in the typeface should not display “filled-in” areas and should be clearly identifiable.

For page images that contain illustrations, photographs, or other graphic materials, special attention should be given to eliminate moiré patterns that appear in the scanned image.

All bitonal page images should be filtered or processed so as to eliminate or reduce general noise or speckle effects that appear in the digital image.

In all shipments, any frames or images that are judged by the vendor to be impossible to image

clearly should be reported to the Digital Conversion Unit and noted in the “notes.txt” file to insure that University evaluation of the vendor’s digital product takes this into account.

Evaluation of Image Skew

All digital images must be deskewed to provide an easily read page image when presented on a display screen. Deskewing techniques and tools should be mindful both of the page edges and the page content.

The University evaluates skew using a level horizontal rule across the image frame compared against lines of text on the page image, which are assumed to be level and square on the page. Deviations greater than 1 degree from the level rule are unacceptable.

Evaluation of Image Crop & Framing

All digital images should fill the frame of the image to the largest extent possible. Text pages should be cropped to just within the page border, post-deskewing. All “black borders” where the image captures beyond the page itself should be eliminated from the final digital product.

In the event where an illustration or marginalia goes out to the page edge(s), the vendor should consult with the University before performing any image cropping.

VI. DATA DELIVERY REQUIREMENTS

Shipping Requirements & Shipping Address

The digitization product must be shipped to the following address:

Digital Conversion Unit
University of Michigan
3212 Buhr Bldg.
837 Greene Street
Ann Arbor, MI 48104-3213
USA

Delivery Format Options

The digital images files shall be delivered to the University in one of the following optional methods. In either case, the delivery medium must be formatted so that they can be accessed from a variety of computer platforms and operating systems.

Portable USB Mass Storage Device

This delivery format is the University’s preferred data delivery method. In order to utilize this delivery method, the participating vendor must contact the University with an adequate amount of time to have a portable USB mass storage device made available for delivery and shipped to the vendor.

The file organization structure specified in the Technical Requirements section must be maintained through the process of storing or moving the data to the mass storage device. The

USB mass storage device will be formatted using the FAT32 file system to maintain the highest possible degree of interoperability among computer systems and operating systems. The mass storage device and the file system may not be altered or reformatted without contacting the University ahead of time.

It is strongly recommended after moving the digital image files onto the mass storage device that the MD5 checksums be verified to insure that all data has successfully migrated onto the mass storage device.

Secure File Transfer Protocol (sFTP)

This delivery format is an option available to all vendors who have a secure FTP site from which client files may be downloaded. If a vendor has this option available, the University is willing to discuss this as a possible means of delivery.

Optical Disc Format

This delivery format is an option available to vendors who are unable to use the portable USB hard drive or sFTP delivery options. The file organization structure in the Technical Requirements section must be maintained through the process of burning the data to optical disc.

The following media choices are both acceptable:

- CD-R (Brand: MAM-A Gold CD-R)
- DVD-R (Brand: MAM-A Gold Archival DVD-R)

For shipments of more than 6GB, DVD-Rs are highly preferred. Media may be mixed (e.g. both DVD-Rs and CD-Rs) in a single shipment. Media should be filled as close to maximal capacity as is possible within the file structure guidelines. CD-RW and DVD-RW are not acceptable media.

All media must be written in close compliance to ISO-9660 in order facilitate use on the widest possible set of computing platforms and operating systems. Use of either UDF or Joliet extensions is not acceptable in the media format. All media must be written in a single session format only. Unreadable optical discs will be checked for ISO-9660 compliance with the CD/DVD Diagnostic software package from Infinadyne, Inc.

All optical disc media must be labeled with the electronic label assigned by the University for that project and incrementing sequentially for each disc included in the delivery shipment. The University assigned disc label shall consist of a four-character prefix for the project, an underscore character, and three character enumeration beginning with "001" and incrementing one for each disc in the shipment. For example, for a shipment of three DVDs where the University assigned label prefix is "PT08", they would be labeled electronically "PT08_001," "PT08_002," and "PT08_003" respectively. For shipments where contone images are segregated from the bitonal images, separate media must be used for each type of image. Vendors who wish to provide data on optical disc should contact the University for clarification of this labeling process before burning the digitization process to disc.

In addition, all media must be clearly labeled on the physical disc itself with the following information:

- CD/DVD Label assigned by University
- University Shipment Number
- Vendor Name
- Date of Disc Write

VII. ERRORS IN DIGITIZED PRODUCT & REWORK

The staff of the Digital Conversion Unit and DLPS will provide rigorous review, both automated and manual, to insure that the digital data product meets the specifications and requirements of that project. For the purposes of this document, an “error” shall be defined as a digital product of a project which does not meet the requirements of this document, ranging from a single image up to and including an entire shipment.

Errors by Vendor

All errors made by the vendor which are identified by the University’s quality control process must be corrected by the vendor at no additional cost to the library.

The University shall notify a vendor of all errors requiring rescanning or data correction immediately upon completion of quality control for that project. The vendor must then provide a timeframe for the correction and delivery of a new digital product.

Where the vendor cannot meet quality standards or specification due to the condition of the University’s original materials, the vendor should immediately contact the Digital Conversion Unit for consultation and advice. This consultation must produce a clear direction for the vendor on how to proceed.

Errors by University

There are a number of errors for which the University shall take responsibility and shall hold the vendor blameless:

- Misdesignation of project type, e.g. projects designated as MDP which should have been designated as BibID or vice versa are the responsibility of the University to correct;
- Failure to provide required targets for project type, e.g. projects designated as BibID projects which fail to include a bibliographic target and production note for each volume or bibliographic entity are the responsibility of the University to correct. Vendors encountering this problem must contact the University for advice before shipping the digital product back to the University;
- Failure to provide required identifier for an individual volume, e.g. project materials which do not have sufficient information by which to assign a proper identifier to the directory containing the page images. Vendors encountering this problem must contact the University for advice before shipping the digital product back to the University;
- Errors identified after digital product is accepted and physical materials returned to University.

VIII. RETURN OF SCANNED MATERIALS

Approval Required for Return of Materials

The Digital Conversion Unit must approve of the return of all scanned materials in writing via email, fax, or postal mail before materials are shipped. Materials may not be returned before the Library has received and approved the scanned data product. Shipments that are returned before approval is obtained from the Digital Conversion Unit may be subject to financial penalties if page images are unacceptable and require rescan. These penalties may accrue up to the entire scanning cost of the shipment if all images are unacceptable and the vendor has returned the materials before the images were approved.

Shipments of materials must be returned complete and shipped complete on the same day; a shipment may not be broken up into separate shipments upon return of materials. Vendors are strongly encouraged to preserve and reuse undamaged packing boxes and padding materials used to ship the library materials to vendor's facilities.

The vendor is expected to handle each volume with care, and to pack the returning volumes carefully to prevent further damage. Shrink-wrapping each volume, or tying each volume with cotton bindery string, may prevent the volumes from moving around in the shipping boxes. Rubber bands are disallowed.

Shipping Requirements & Shipping Address

The materials to be returned to the Library must be shipped to the following address:

Digital Conversion Unit
The University of Michigan
3212 Buhr Building
837 Greene Street
Ann Arbor, Michigan 48104-3213

UPS Freight Collect Shipping will be required for return shipments of original University materials. By using UPS, the University's preferred shipper, we benefit from deep price discounting including free inside delivery, as well as shipment and financial tracking in the University's "CampusShip" system. UPS Shipper No. and Reference information will be provided with the packing list for each shipment of Library materials sent to the vendor.

If the vendor cannot ship materials to be returned via UPS, the vendor must use a shipper that will load and unload from a ground-level loading area at the Buhr Building. Loading areas at the Buhr Building will not accommodate semi-tractor trailer carriers or palletized loads.

Timing of the Return of Library Materials

All library materials should be returned to the Digital Conversion Unit promptly upon the approval of the scanning data, but no later than five (5) business days after the scanning data approval is sent to the vendor. If the vendor prefers to only ship on certain days, that request may be approved to deviate from the aforementioned schedule if the Digital Conversion Unit is consulted in advance.

The Digital Conversion Unit should be notified of the date of the return shipment and by which carrier it was shipped; provision of tracking number is also appreciated.

IX. REVISION OF SPECIFICATIONS

Revision of University Digitization Specifications

These digitization specifications are designed as a general reference document which binds all projects which are engaged with a vendor selected as preferred. However, the Library reserves the right to revise any area of these specifications at any time. The Library will report all formal changes immediately to all preferred vendors as edits or clarifications are made; and the vendor will have three months to conform to those changes or withdraw from its preferred vendor relationship with the Library from the time of notification.

Input, questions, and comments from the vendors are invited on this specification document on an ongoing basis. In particular, any requirements or specifications that would be impossible for a selected vendor to meet should be addressed as soon as possible. Clarification or revision can be requested by participating vendors on any section; the University will attempt to address any and all concerns in a timely manner.

Revision of University Technical Specifications

The technical imaging requirements of these digitization project specifications are undergoing constant refinement. Any number of cooperative projects at the Library may require a revision or alteration of these technical specifications as those projects progress. As the digitization needs of the University evolve or as individual projects demand, the University will modify these technical specifications where appropriate and possible for the purposes of this project. Any periodic modifications to the technical requirements after preferred vendors have been selected will be disseminated to all preferred vendors.

X. SELECTION OF PREFERRED VENDORS

Notification of Selection

All vendors submitting proposals in response to this RFP will be notified as to the final determination of their proposal within 30 days of that determination.

Any vendor whose proposal is not accepted has the right to resubmit a revised proposal within 30 days of receipt of notification for reconsideration. If the revised proposal is still determined to be unacceptable, then that vendor will be excluded from preferred vendor consideration until the next fiscal year.

Vendors new to the university may be invited to submit a proposal for digitization services at any time; however, if their proposal is accepted, their preferred status will not go into effect until the next fiscal year.

Letter of Agreement

If selected as a preferred digitization vendor for the University, the vendor will be expected to sign a letter of agreement stipulating to these specifications as the governing requirements of all work and also stipulating to the accuracy of the cost detail quoted to the university in the vendor's proposal.

Award of Projects to Preferred Vendors

Selection as a preferred vendor for the university does not guarantee that any percentage or number of projects will be awarded to any vendor selected as preferred.

Projects will be awarded based on the University's determination of what vendor best meets the technical requirements of individual projects. Price and prior performance are criteria which influence the award of individual projects to a particular vendor.

APPENDIX A: CHECKLISTS FOR DIGITAL PRODUCT COMPLIANCE

MDP Project Delivered on USB Mass Storage Device

Are all project directories and files stored in a top-level directory named for the University-assigned shipment number?

Are there an equal number of barcode subdirectories to volumes listed on the packing list?

Are all volumes subdirectories named for the 14-digit barcode of the physical volume?

- Is that barcode on the University supplied packing list?

Is there one and only one image file for each page of each volume?

Are all image files named with proper 8-digit file names?

Do all image files have a proper file extension (either .tif or .jp2)?

Does the sequence of image files for a volume start with 00000001 and increment sequentially for each thereafter?

- Are there appropriate missing page targets in the sequence for volumes with missing pages?

Are all bitonal images in TIFF format?

- Are all bitonal TIFFs in CCITT Group 4 compression?
- Do all bitonal TIFFs have the appropriate TIFF header tags with accurate information?

Are all continuous tone images (color or grayscale) in JPEG 2000 format?

- Do the files meet all of the technical requirements of the specifications for JPEG 2000?
- Is there a UUID box in the JPEG 2000 header? Is there an XMP packet in that UUID box?

Do all images meet the quality and technical parameters required?

Is there a notes.txt file in each barcode subdirectory?

Is there an aiim.tif image file in each barcode subdirectory?

- Does the image file have a time and date stamp that indicates it was scanned along with the other images?

MDP Project Delivered via Secure FTP

Are all project directories and files stored in a top-level directory named for the University-assigned shipment number?

Are there an equal number of barcode subdirectories to volumes listed on the packing list?

Are all volumes subdirectories named for the 14-digit barcode of the physical volume?

- Is that barcode on the University supplied packing list?

Is there one and only one image file for each page of each volume?

Are all image files named with proper 8-digit file names?

Do all image files have a proper file extension (either .tif or .jp2)?

Does the sequence of image files for a volume start with 00000001 and increment sequentially for each thereafter?

- Are there appropriate missing page targets in the sequence for volumes with missing pages?

Are all bitonal images in TIFF format?

- Are all bitonal TIFFs in CCITT Group 4 compression?
- Do all bitonal TIFFs have the appropriate TIFF header tags with accurate information?

Are all continuous tone images (color or grayscale) in JPEG 2000 format?

- Do the files meet all of the technical requirements of the specifications for JPEG 2000?
- Is there a UUID box in the JPEG 2000 header? Is there an XMP packet in that UUID box?

Do all images meet the quality and technical parameters required?

Is there a notes.txt file in each barcode subdirectory?

Is there an aiim.tif image file in each barcode subdirectory?

- Does the image file have a time and date stamp that indicates it was scanned along with the other images?

MDP Project Delivered on Optical Discs

Is the optical disc appropriate labeled both physically and electronically?

- Does the physical label have the date the disc was burned and the University-assigned shipment number?
- Does the disc report the same label as appears on the physical label?

Is the optical disc in ISO-9660 format?

Is the optical disc appropriate media for the data shipment size?

Are all project directories and files stored in a top-level directory named for the University-assigned shipment number?

Are all of the second level directories named for the barcodes in that shipment?

Are there an equal number of barcode subdirectories to volumes listed on the packing list?

Are all volumes subdirectories named for the 14-digit barcode of the physical volume?

- Is that barcode on the University supplied packing list?

Is there one and only one image file for each page of each volume?

Are all image files named with proper 8-digit file names?

Do all image files have a proper file extension (either .tif or .jp2)?

Does the sequence of image files for a volume start with 00000001 and increment sequentially for each thereafter?

- Are there appropriate missing page targets in the sequence for volumes with missing pages?

Are all bitonal images in TIFF format?

- Are all bitonal TIFFs in CCITT Group 4 compression?
- Do all bitonal TIFFs have the appropriate TIFF header tags with accurate information?

Are all continuous tone images (color or grayscale) in JPEG 2000 format?

- Do the files meet all of the technical requirements of the specifications for JPEG2000?
- Is there a UUID box in the JPEG 2000 header? Is there an XMP packet in that UUID box?

Do all images meet the quality and technical parameters required?

Is there a notes.txt file in each barcode subdirectory?

Is there an aiim.tif image file in each barcode subdirectory?

- Does the image file have a time and date stamp that indicates it was scanned along with the other images?

BibId Project Delivered on USB Mass Storage Device

Are all project directories and files stored in a top-level directory named for the University-assigned shipment number?

Are all subdirectories of the shipment directory named using the BibID indicated on the production note target?

- Do all BibID directories have minimally one volume (four-digit) subdirectory?
- Do all volume (four-digit) subdirectories have minimally one issue (three-digit) subdirectory?

Is there one bitonal image file for each page of each volume?

Are all bitonal image files named with proper 8-digit file names?

Do all bitonal image files have a proper .tif file extension?

Does the sequence of image files for a volume start with 00000001 and increment sequentially for each thereafter?

- Are there appropriate missing page targets in the sequence for volumes with missing pages?

Are all bitonal images in TIFF format?

- Are all bitonal TIFFs in CCITT Group 4 compression?
- Do all bitonal TIFFs have the appropriate TIFF header tags with accurate information?

For volumes with contone images, is there a subdirectory of the issue (three-digit) subdirectory named "pages"?

- Are all contone images in the "pages" subdirectory?
- Are all contone image files named according to standard (with a leading "p" character and the same number as the corresponding bitonal page image)?

Are all continuous tone images (color or grayscale) in JPEG 2000 format?

- Do the files meet all of the technical requirements of the specifications for JPEG 2000?
- Is there a UUID box in the JPEG 2000 header? Is there an XMP packet in that UUID box?

Do all images meet the quality and technical parameters required?

Is there a notes.txt file in each barcode subdirectory?

Is there a prodnote.tif target image file in each subdirectory?

Is there an aiim.tif image file in each barcode subdirectory?

- Does the image file have a time and date stamp that indicates it was scanned along with the other images?

BibID Project Delivered via Secure FTP

Are all project directories and files stored in a top-level directory named for the University-assigned shipment number?

Are there an equal number of barcode subdirectories to volumes listed on the packing list?

Are all volumes subdirectories named for the 14-digit barcode of the physical volume?

- Is that barcode on the University supplied packing list?

Is there one and only one image file for each page of each volume?

Are all image files named with proper 8-digit file names?

Do all image files have a proper file extension (either .tif or .jp2)?

Does the sequence of image files for a volume start with 00000001 and increment sequentially for each thereafter?

- Are there appropriate missing page targets in the sequence for volumes with missing pages?

Are all bitonal images in TIFF format?

- Are all bitonal TIFFs in CCITT Group 4 compression?
- Do all bitonal TIFFs have the appropriate TIFF header tags with accurate information?

Are all continuous tone images (color or grayscale) in JPEG 2000 format?

- Do the files meet all of the technical requirements of the specifications for JPEG 2000?
- Is there a UUID box in the JPEG 2000 header? Is there an XMP packet in that UUID box?

Do all images meet the quality and technical parameters required?

Is there a notes.txt file in each barcode subdirectory?

Is there an aiim.tif image file in each barcode subdirectory?

- Does the image file have a time and date stamp that indicates it was scanned along with the other images?

BibID Project Delivered on Optical Discs

Is the optical disc appropriate labeled both physically and electronically?

- Does the physical label have the date the disc was burned and the University-assigned shipment number?
- Does the disc report the same label as appears on the physical label?

Is the optical disc in ISO-9660 format?

Is the optical disc appropriate media for the data shipment size?

Are all subdirectories of the shipment directory named using the BibID indicated on the production note target?

- Do all BibID directories have minimally one volume (four-digit) subdirectory?
- Do all volume (four-digit) subdirectories have minimally one issue (three-digit) subdirectory?

Is there one bitonal image file for each page of each volume?

Are all bitonal image files named with proper 8-digit file names?

Do all bitonal image files have a proper .tif file extension?

Does the sequence of image files for a volume start with 00000001 and increment sequentially for each thereafter?

- Are there appropriate missing page targets in the sequence for volumes with missing pages?

Are all bitonal images in TIFF format?

- Are all bitonal TIFFs in CCITT Group 4 compression?
- Do all bitonal TIFFs have the appropriate TIFF header tags with accurate information?

For volumes with contone images, is there a subdirectory of the issue (three-digit) subdirectory named "pages"?

- Are all contone images in the "pages" subdirectory?
- Are all contone image files named according to standard (with a leading "p" character and the same number as the corresponding bitonal page image)?

Are all continuous tone images (color or grayscale) in JPEG 2000 format?

- Do the files meet all of the technical requirements of the specifications for JPEG 2000?
- Is there a UUID box in the JPEG 2000 header? Is there an XMP packet in that UUID box?

Do all images meet the quality and technical parameters required?

Is there a notes.txt file in each barcode subdirectory?

Is there a bib.tif target image file in each subdirectory?

Is there a prodnote.tif target image file in each subdirectory?

Is there an aiim.tif image file in each barcode subdirectory?

- Does the image file have a time and date stamp that indicates it was scanned along with the other images

APPENDIX B: INSURANCE AND COMPENSATION

The vendor is responsible for loss and damage from the time Library materials arrive at the vendor's premises (or from the time the material leaves the Library, if the vendor provides outward transportation) until they are returned to the Library. The University expects the vendor to handle all Library materials with care and to prevent damage and loss to the best of their ability. Minor damage, such as might occur in the wear and tear of reading the materials from cover to cover, is expected during the digitization process.

In the event of pages tearing, multiple pages coming loose, the spine splitting, or covers separating from the book block or similar damage, the vendor shall contact the University about nature and extent of the damage, which will be reviewed by the University upon return of the materials to the Library.

1. If, upon return of the material, the University deems the damage to be substantial, excessive, or unwarranted, the vendor shall compensate the Library as follows:
 - a. Mutilated/damaged pages: \$ 50.00 ea.
 - b. Bibliographic volumes: Cost of book (or default price of \$100.00) plus \$50.00 processing fee

Note: these figures cover the Library's average replacement and processing costs, which include: repair by the Library of the original when possible; or the selection, purchase, cataloging, binding, and preparation for circulation by the Library of a full replacement.

2. The Library reserves the right to deduct from the invoice any charges for vendor's work performed on a missing or damaged volume.
3. Compensation shall be made either as a direct payment, or as a credit on the next invoice for the same project, within 10 (ten) business days following written notification by the Library.

Miscellaneous projects provided by a unit or department outside the University Library system are likely to have different terms when compensating for damaged or lost materials. The vendor is encouraged to work with each unit to set insurance and compensation terms at the beginning of each project.

APPENDIX C: FILE STRUCTURE ORGANIZATION FOR MICHIGAN DIGITIZATION PROJECT SHIPMENTS

The following section provides a sketch of the file system structure required of the digital product for shipments designated as Michigan Digitization Project (MDP) shipments. This basic file system structure is required regardless of the delivery format chosen (i.e. optical disk or USB hard disk drive).

File Structure Organization for All File Deliveries

For all file deliveries using portable hard drive or sFTP, this file structure requires that top level directories to be named according to the University shipment number assigned to that shipment of volumes. The first level directory must appear on the highest level of the file system hierarchy (*Note:* when using optical disks, vendors should not create this level of folder).

The next level of directories are created for each volume in the shipment and named according to the 14-digit barcode that appears on the inside of the back cover of the volume. On occasion, a volume may be encountered which has a barcode which appears in another location (e.g. on the back cover) or which has two barcodes. In most cases, the invalid barcode will be “crossed out” or otherwise marred to prevent its use. In all cases, the barcode on the inside back cover should be used as the default barcode to name the volume directory. If the vendor encounters a situation which it cannot clearly discern what barcode is appropriate, then the Digital Conversion Unit should be contacted immediately for direction.

Within those barcode subdirectories, the page image files for the pages associated with that volume should be stored and named according to the pattern specified elsewhere in this document.

If data is delivered using portable hard drives, multiple shipments may be included on the drive as space on media permits; as a result, multiple shipment number directories may appear on this top level. Shipments placed on the portable hard drives must be complete; if remaining space does not allow a complete shipment to fit on the drive provided, then the Digital Conversion Unit should be contacted immediately for direction.

If data is delivered using optical discs and the scanned data for a shipment cannot fit onto a single optical disc, the vendor may break out the shipment onto multiple optical discs. Optical discs must be filled as close to capacity as possible. The volumes within each partial shipment folder must be a complete data set; the vendor may not burn part of a volume’s page images onto one disc and the remainder onto another.

File Structure Organization for Hard Disk Drive or FTP Data Delivery

The following table sketches out a sample picture of how this file structure should appear for data delivery on hard disk drive:

Hard drive

📁 <Shipment Number>	(Directory) Shipment number for all volumes contained within
📁 <Barcode>	(Directory) Barcode of 1st volume of shipment scanned
00000001.tif	TIFF page image file; filename is 8 characters long
00000002.tif	TIFF page image file; filename is 8 characters long
00000003.tif	
00000004.tif	
00000005.jp2	JPEG2000 color or grayscale page image; filename is 8 characters long
00000006.tif	
00000007.tif	
00000008.tif	
checksum.md5	MD5 checksum signature file for this subdirectory; <i>use this filename</i>
aiim.tif	Scanning target scanned in same session as volume; <i>use this filename</i>
notes.txt	Text identifying scanning issues with this volume; <i>use this filename</i>
📁 <Barcode>	(Directory) Barcode of 2nd volume of shipment scanned
00000001.tif	TIFF page image file; filename is 8 characters long
00000002.tif	
00000003.tif	
00000004.tif	
....	
00000032.tif	
00000033.tif	
00000034.jp2	JPEG2000 color or grayscale page image; filename is 8 characters long
00000035.jp2	JPEG2000 color or grayscale page image; filename is 8 characters long
00000036.tif	
00000037.tif	
checksum.md5	MD5 checksum signature file for this subdirectory; <i>use this filename</i>
aiim.tif	Scanning target scanned in same session as volume; <i>use this filename</i>
notes.txt	Text identifying scanning issues with this volume; <i>use this filename</i>

File Structure Organization for Optical Disc Data Delivery

While the University generally prefers not to receive files on optical disc, some projects may require the use of optical discs for delivery. The University has very specific guidelines for the folder hierarchy and disc naming for MDP projects.

These guidelines must be followed in order for CD's or DVD's to be accepted in fulfillment of contractual guidelines, as well as to guide the work of internal staff who undertake such work. These guidelines conform to ISO-9660 and as such, should be able to be read on a variety of hardware devices. In addition, they allow us to anticipate the structure of directories and files and to develop generic scripts for loading them to our servers.


The volume names for optical discs are 8 digits along and should be composed in the following manner:

[4 character project abbreviation] + _ + [3-digit optical disk counter]

The project abbreviation is based on the project name, and fiscal year of the project, when available.

Ex: Asa Gray = ASGR_001
Asa Gray 2010-2011 = AG11_001

AG11_001	CD/DVD volume name; should be 8 characters
📁<Shipment Number>	(Directory) Shipment number for all volumes contained within
📁<Barcode>	(Directory) Barcode of 1st volume of shipment scanned
00000001.tif	TIFF page image file; filename is 8 characters long
00000002.tif	TIFF page image file; filename is 8 characters long
00000003.tif	
00000004.tif	
00000005.jp2	JPEG2000 color or grayscale page image; filename is 8 characters long
00000006.tif	
00000007.tif	
00000008.tif	
checksum.md5	MD5 checksum signature file for this subdirectory; <i>use this filename</i>
aiim.tif	Scanning target scanned in same session as volume; <i>use this filename</i>
notes.txt	Text identifying scanning issues with this volume; <i>use this filename</i>
📁<Barcode>	(Directory) Barcode of 2nd volume of shipment scanned
00000001.tif	TIFF page image file; filename is 8 characters long
00000002.tif	
00000003.tif	
00000004.tif	
....	
00000032.tif	
00000033.tif	
00000034.jp2	JPEG2000 color or grayscale page image; filename is 8 characters long
00000035.jp2	JPEG2000 color or grayscale page image; filename is 8 characters long
00000036.tif	
00000037.tif	
checksum.md5	MD5 checksum signature file for this subdirectory; <i>use this filename</i>
aiim.tif	Scanning target scanned in same session as volume; <i>use this filename</i>
notes.txt	Text identifying scanning issues with this volume; <i>use this filename</i>
AG11_002	CD/DVD volume name; should be 8 characters
📁<Shipment Number>	(Directory) Shipment number for all volumes contained within
📁<Barcode>	(Directory) Barcode of 1st volume of shipment scanned
00000001.tif	TIFF page image file; filename is 8 characters long
00000002.tif	TIFF page image file; filename is 8 characters long
00000003.tif	
00000004.tif	
00000005.jp2	JPEG2000 color or grayscale page image; filename is 8 characters long
00000006.tif	
00000007.tif	
00000008.tif	
checksum.md5	MD5 checksum signature file for this subdirectory; <i>use this filename</i>

aiim.tif	Scanning target scanned in same session as volume; <i>use this filename</i>
notes.txt	Text identifying scanning issues with this volume; <i>use this filename</i>
 <Barcode>	(Directory) Barcode of 2nd volume of shipment scanned
00000001.tif	TIFF page image file; filename is 8 characters long
00000002.tif	
00000003.tif	
00000004.tif	
....	
00000032.tif	
00000033.tif	
00000034.jp2	JPEG2000 color or grayscale page image; filename is 8 characters long
00000035.jp2	JPEG2000 color or grayscale page image; filename is 8 characters long
00000036.tif	
00000037.tif	
checksum.md5	MD5 checksum signature file for this subdirectory; <i>use this filename</i>
aiim.tif	Scanning target scanned in same session as volume; <i>use this filename</i>
notes.txt	Text identifying scanning issues with this volume; <i>use this filename</i>

Any questions, clarifications, concerns, or problems experienced by the vendors in producing this file structure should be communicated to the Digital Production Services Manager as soon as possible.

APPENDIX D: FILE STRUCTURE ORGANIZATION FOR BIBLIOGRAPHIC IDENTIFIER (BibID) SHIPMENTS

The following section provides a sketch of the file system structure required of the digital product for shipments designated as Bibliographic Identifier (BibID) shipments. This basic file system structure is required regardless of the delivery format chosen (i.e. optical disk or USB hard disk drive).

File Structure Organization for All File Deliveries

For all media deliveries, whether by portable hard drive, FTP or optical disks (CDs and DVDs), this file structure requires that top level directories to be named according to the University shipment number assigned to that shipment of volumes. The first level directory must appear on the highest level of the file system hierarchy.

The file structure requires that subdirectories are created for each bibliographic entity in the shipment and named in a directory hierarchy according to the designation which appears on the production notes target prepared for that physical volume or for the section of the physical volume by the Digital Conversion Unit.

Within this directory hierarchy, the page image files for the pages associated with that volume should be stored and named according to the pattern specified elsewhere in this document.

If data delivery is accomplished on portable hard drives, multiple shipments may be included on the drive as space on media permits; as a result, multiple shipment number directories may appear on this top level. Shipments placed on the portable hard drives must be complete; if remaining space does not allow a complete shipment to fit on the drive provided, then the Digital Conversion Unit should be contacted immediately for direction.

If data delivery is accomplished on optical discs and the scanned data for a shipment cannot fit onto a single optical disc, the vendor may break out the shipment onto multiple optical discs. Optical discs must be filled as close to capacity as possible. The volumes within each partial shipment folder must be a complete data set; the vendor may not burn part of a volume's page images onto one disc and the remainder onto another.

File Structure Organization for Hard Disc Drive or FTP Data Delivery

The following table sketches out a sample picture of how this file structure should appear for data delivery on hard disk drive:

Hard drive

bitonals	Top level directory for all bitonal image files
0578462	1 st BibID folder; from "Long ID" 0578462.0001.001
0001	Volume 1 folder; from "Long ID" 0578462. 0001.001
001	Issue 1 folder; from "Long ID" 0578462.0001. 001
00000001.tif	1 st TIFF page image file; filename is 8 characters long
00000002.tif	2 nd TIFF page image file; filename is 8 characters long
...	All remaining TIFF page images; filename is 8 characters long
aiim.tif	Scanning target scanned in same session as volume; <i>use this filename</i>

notes.txt	Text identifying scanning issues with this volume; <i>use this filename</i>
checksum.md5	MD5 checksum signature file for this subdirectory; <i>use this filename</i>
prodnote.tif	Digital image of the production target; <i>use this filename</i>
📁 1873485	2 nd BibID folder; from “Long ID” 1873485.0001.001
📁 0001	Volume 1 folder; from “Long ID” 1873485. 0001.001
📁 001	Issue 1 folder; from “Long ID” 1873485.0001. 001
00000001.tif	1 st TIFF page image file; filename is 8 characters long
00000002.tif	2 nd TIFF page image file; filename is 8 characters long
...	All remaining TIFF page images; filename is 8 characters long
aiim.tif	Scanning target scanned in same session as volume; <i>use this filename</i>
notes.txt	Text identifying scanning issues with this volume; <i>use this filename</i>
checksum.md5	MD5 checksum signature file for this subdirectory; <i>use this filename</i>
prodnote.tif	Digital image of the production target; <i>use this filename</i>
📁 002	Issue 2 folder; from “Long ID” 1873485.0001. 002
00000001.tif	1 st TIFF page image file; filename is 8 characters long
00000002.tif	2 nd TIFF page image file; filename is 8 characters long
...	All remaining TIFF page images; filename is 8 characters long
aiim.tif	Scanning target scanned in same session as volume; <i>use this filename</i>
notes.txt	Text identifying scanning issues with this volume; <i>use this filename</i>
checksum.md5	MD5 checksum signature file for this subdirectory; <i>use this filename</i>
prodnote.tif	Digital image of the production target; <i>use this filename</i>
📁 contones	Top level directory for all grayscale/color image files
📁 0578462	1 st BibID folder; from “Long ID” 0578462.0001.001
📁 0001	Volume 1 folder; from “Long ID” 0578462. 0001.001
📁 001	Issue 1 folder; from “Long ID” 0578462.0001. 001
📁 pages	Page folder; holds all contone images for this BibID; <i>use this name</i>
p0000011.tif	uncompressed color/grayscale image of selected bitonal file; begins with p-; use same sequential counter as bitonal; 8 characters long
p0000012.tif	uncompressed color/grayscale image of selected bitonal file; begins with p-; use same sequential counter as bitonal; 8 characters long
p0000037.tif	uncompressed color/grayscale image of selected bitonal file; begins with p-; use same sequential counter as bitonal; 8 characters long
...	All remaining uncompressed color/grayscale images of selected bitonal files; begins with p-; use same sequential counter as bitonals; 8 characters long
📁 1873485	2 nd BibID folder; from “Long ID” 1873485.0001.001
📁 0001	Volume 1 folder; from “Long ID” 1873485. 0001.001
📁 001	Issue 1 folder; from “Long ID” 1873485.0001. 001
📁 pages	Page folder; holds all contone images for this BibID; <i>use this name</i>
p0000007.tif	uncompressed color/grayscale image of selected bitonal file; begins with p-; use same sequential counter as bitonal; 8 characters long
p0000008.tif	uncompressed color/grayscale image of selected bitonal file; begins with p-; use same sequential counter as bitonal; 8 characters long
p0000026.tif	uncompressed color/grayscale image of selected bitonal file; begins with p-; use same sequential counter as bitonal; 8 characters long
...	All remaining uncompressed color/grayscale images of selected bitonal files; begins with p-; use same sequential counter as bitonals; 8 characters long
📁 002	Issue 2 folder; from “Long ID” 1873485.0001. 002
📁 pages	Page folder; holds all contone images for this BibID; <i>use this name</i>
p0000007.tif	uncompressed color/grayscale image of selected bitonal file; begins with p-; use same sequential counter as bitonal; 8 characters long
p0000008.tif	uncompressed color/grayscale image of selected bitonal file; begins with p-; use same sequential counter as bitonal; 8 characters long

p0000026.tif	uncompressed color/grayscale image of selected bitonal file; begins with p-; use same sequential counter as bitonal; 8 characters long
...	All remaining uncompressed color/grayscale images of selected bitonal files; begins with p-; use same sequential counter as bitonals; 8 characters long

File Structure Organization for Optical Disc Data Delivery

While the University generally prefers not to receive files on optical disc, some projects may require the use of optical discs for delivery. The University has very specific guidelines for the folder hierarchy and disc naming for BibID projects

These guidelines must be followed in order for CD's or DVD's to be accepted in fulfillment of contractual guidelines, as well as to guide the work of internal staff who undertake such work. These guidelines conform to ISO-9660 and as such, should be able to be read on a variety of hardware devices. In addition, they allow us to anticipate the structure of directories and files and to develop generic scripts for loading them to our servers.

The folder structure and hierarchy for optical discs is similar to hard drives, except that the bitonal and contone folders for each BibID volume must be burned onto separate discs.

The volume names for bitonal discs are 8 digits long (all lowercase) and should be composed in the following manner:

[4 character project abbreviation] + _ + [3-digit optical disk counter]

The project abbreviation is based on the project name, and fiscal year of the project, when available.

Ex: Asa Gray asgr_001
Asa Gray 2010-2011 ag11_001

The contone discs use the same volume name as the bitonal discs for the BibIDs which they accompany, with the addition of a letter counter (remove one of the leading zeros from the optical disc counter):

[4 character project abbreviation] + _ + [2-digit optical disk counter]
+ [1 character contone disc counter]

As contones are larger files than bitonal files, it is likely that there will be two or more contone discs per bitonal disc. The presence of a letter counter at the end of the volume name indicates this relationship. Once all of the contones for the BibIDs on the first bitonal disc have been burned, the contone volume name of the next disc will match the next bitonal disc that has accompanying contones, and the letter counter resets to "a".

ag11_001	Bitonal CD/DVD volume name; should be 8 characters, all lowercase
📁 0578462	1 st BibID folder; name should be 13 characters
📁 0001	Volume 1 folder; from “Long ID” 0578462. 0001 .001
📁 001	Issue 1 folder; from “Long ID” 0578462.0001. 001 <i>(save bitonals here)</i>
📁 1873485	2 nd BibID folder; from “Long ID” 1873485 .0001.001
📁 0001	Volume 1 folder; from “Long ID” 1873485. 0001 .001
📁 001	Issue 1 folder; from “Long ID” 1873485.0001. 001 <i>(save bitonals here)</i>
📁 002	Issue 2 folder; from “Long ID” 1873485.0001. 002 <i>(save bitonals here)</i>

ag11_01a	1 st consecutive disc for contone images corresponding to bitonal images on disc ag11_001; volume name is 8 characters long, all lowercase
📁 0578462	1 st BibID folder; name should be 13 characters
📁 0001	Volume 1 folder; from “Long ID” 0578462. 0001 .001
📁 001	Issue 1 folder; from “Long ID” 0578462.0001. 001
📁 pages	contone image folder <i>(save contones here; files start with p-)</i>

ag11_01b	2 nd consecutive disc for contone images corresponding to bitonal images on disc ag11_001; volume name is 8 characters long, all lowercase
📁 1873485	1 st BibID folder; name should be 13 characters
📁 0001	Volume 1 folder; from “Long ID” 0578462. 0001 .001
📁 001	Issue 1 folder; from “Long ID” 0578462.0001. 001
📁 pages	contone image folder <i>(save contones here; files start with p-)</i>
📁 002	Issue 2 folder; from “Long ID” 0578462.0001. 002
📁 pages	contone image folder <i>(save contones here; files start with p-)</i>

Any questions, clarifications, concerns, or problems experienced by the vendors in producing this file structure should be communicated to the Digital Conversion Production Manager as soon as possible.

APPENDIX E: SAMPLE SCANNING NOTES TEXT FILE

Vendors are expected to record any peculiarities or difficulties in the scanning of materials for all projects in a scanning notes text file. This file must be present in the data delivered back to the University even if there is nothing to report about the scanning of that particular volume or item. Notes that should appear in this file should include missing pages, pages that cannot be imaged at expected resolutions or cannot be imaged clearly due to defacement. All post-processing image cleanup software should also appear in this file.

The file name for this file must be “notes.txt” without the quotation marks.

Sample Scanning Notes Text File Content, with no problems to report:

Scanning Notes:

Item ID: <Barcode> or <BibID>

Scanning Problems: None

Post-Processing: Adobe Photoshop CS2, custom deskew software

Sample Scanning Notes Text File Content, with problems:

Scanning Notes:

Item ID: <Barcode> or <BibID>

Scanning Problems:

00000057.tif - Unable to achieve 600ppi on foldout; 400ppi resolution used

00000146.tif - Original page is poor quality; unable to obtain clear image

00000181.tif - Missing page; target inserted

00000182.tif - Missing page; target inserted

00000222.tif - Page broken off through text; remainder of page scanned


00000236.tif - Page defaced; interference for clear imaging of printed text.

Post-Processing: Adobe Photoshop CS2, custom deskew software


APPENDIX F: FOLDOUTS, CENTERFOLDS, OR DOUBLE PAGE SPREADS

The following appendix diagram demonstrates how to scan centerfold diagram, two-page spread in order to capture the full image and maintain the proper recto/verso order of the volume.


Blank back of left side of centerfold




Centerfold (2 pages) in one image (if less than 11" x 17")



Blank back of right side of centerfold



Blank page inserted to maintain recto and verso



APPENDIX G: XMP METADATA FOR JPEG2000 FILES

Any participating vendor in this pilot project is invited to submit the digital images produced in the JPEG2000 file format. In order to help facilitate the creation of acceptable JPEG2000 image files with appropriate metadata, the following discussion is offered.

XMP documents must be, by requirement of the XMP specification, written to the UUID box of the JPEG2000 file header; it is unacceptable to write this XMP packet to the XML box of the JPEG2000 file header.

If a vendor chooses to use Kakadu, vendors should take care to note that the software does not supply the bytes that label the UUID box as XMP data. The University has a script and instructions to facilitate this issue and is willing to distribute it to all vendors.

The following XML document represents an example of a full XMP packet written to the UUID box of a JPEG2000 image file. The document represents nearly exactly what must appear in the JPEG2000 file headers for files produced in this project, with the only changes being in some of the XML element values from file to file:

```
<?xpacket begin='' id='W5M0MpCehiHzreSzNTczkc9d'?>
<x:xmpmeta xmlns:x='adobe:ns:meta/'>
<rdf:RDF xmlns:rdf='http://www.w3.org/1999/02/22-rdfsyntax-ns#'>
<rdf:Description
rdf:about='' xmlns:tiff='http://ns.adobe.com/tiff/1.0/'>
<tiff:ImageWidth>2359</tiff:ImageWidth>
<tiff:ImageLength>3229</tiff:ImageLength>
<tiff:BitsPerSample>8</tiff:BitsPerSample>
<tiff:Compression>34712</tiff:Compression>
<tiff:PhotometricInterpretation>1</tiff:PhotometricInt
erpretation>
<tiff:Orientation>1</tiff:Orientation>
<tiff:SamplesPerPixel>1</tiff:SamplesPerPixel>
<tiff:XResolution>600/1</tiff:XResolution>
<tiff:YResolution>600/1</tiff:YResolution>
<tiff:ResolutionUnit>2</tiff:ResolutionUnit>
<tiff:DateTime>2007-01-03 00:00:00+08:00</tiff:DateTime>
<tiff:Artist>University of Michigan - Digital Conversion
Unit</tiff:Artist>
<tiff:Make>Zeutschel</tiff:Make>
<tiff:Model>7000</tiff:Model>
</rdf:Description>
<rdf:Description
rdf:about='' xmlns:dc='http://purl.org/dc/elements/1.1/'>
<dc:source>12345.0002/00000021.jp2</dc:source>
</rdf:Description>
</rdf:RDF>
</x:xmpmeta>
<?xpacket end='w'?>
```

The following represents the same XMP document with annotations from the University of Michigan to explain the importance or relevance of individual elements or values. The XMP document itself is represented by text in the “Courier” typeface and the annotations by the University are represented by text in the “Times New Roman” typeface:

```
<?xpacket begin='' id='W5M0MpCehiHzreSzNTczkc9d'?>
```

- This is the XMP packet leader which XMP scanning application search for to identify the presence of XMP metadata in a digital file; it is required by the XMP specification and must be present for the metadata to be validly encoded in the image file.

```
<x:xmpmeta xmlns:x='adobe:ns:meta/'>
```

```
<rdf:RDF xmlns:rdf='http://www.w3.org/1999/02/22-rdfsyntax-ns#'>
```

```
<rdf:Description
```

```
  rdf:about='' xmlns:tiff='http://ns.adobe.com/tiff/1.0/'>
```

- These elements define the structure of the XMP packet and the namespaces it is working in; it must be present to validate the XML elements which follow.

```
<tiff:ImageWidth>2359</tiff:ImageWidth>
```

- This element represents the number of pixels in the width of the image bitmap; the value here should be identical with the value of TIFF tag number 256; the value must be numeric; it is expected to vary somewhat from image to image.

```
<tiff:ImageLength>3229</tiff:ImageLength>
```

- This element represents the number of pixels in the height of the image bitmap; the value here should be identical with the value of TIFF tag number 257; the value must be numeric; it is expected to vary somewhat from image to image.

```
<tiff:BitsPerSample>8</tiff:BitsPerSample>
```

- This element represents the number of bits per pixel (sample) in the image bitmap; the value here should be identical with the value of TIFF tag number 258; the value must be numeric and must be “8” for all 8-bit grayscale images. For all 24-bit color images, this line should be repeated three times to represent the three color channels.

```
<tiff:Compression>34712</tiff:Compression>
```

- This element represents the code number for the image format; the value must be numeric and must be “34712” for all JPEG2000 images.

```
<tiff:PhotometricInterpretation>1</tiff:PhotometricInterpretation>
```

- This element represents the color space of the image bitmap; the value here should be identical with the value of TIFF tag number 262; the value must be numeric and must be “1” for all grayscale images.

```
<tiff:Orientation>1</tiff:Orientation>
```

- This element represents the orientation of the image bitmap in its default presentation; the value must be numeric and must be “1” for all images; the value “1” means that the 0th row represents the visual top of the image, and the 0th column represents the visual left-hand side.

```
<tiff:SamplesPerPixel>1</tiff:SamplesPerPixel>
```

- This element represents the number of color samples for each pixel of the image bitmap; the value here should be identical with the value of TIFF tag number 277; the value must be numeric and must be “1” for all grayscale images and “3” for all color images.

```
<tiff:XResolution>600/1</tiff:XResolution>
```

- This element represents the number of pixels per the number of resolution units in the resolution of the image width; the value here should be identical with the value of

TIFF tag number 282; the value must be numeric with a dividing slash followed by another numeric; the requirements for this project state that this value must be “600/1” or “400/1” whenever possible; the X resolution and the Y resolution should always be the same value.

<tiff:YResolution>600/1</tiff:YResolution>

- This element represents the number of pixels per the number of resolution units in the resolution of the image height; the value here should be identical with the value of TIFF tag number 283; the value must be numeric with a dividing slash followed by another numeric; the requirements for this project state that this value must be “600/1” or “400/1” whenever possible; the X resolution and the Y resolution should always be the same value.

<tiff:ResolutionUnit>2</tiff:ResolutionUnit>

- This element defines what the resolution unit is; the value must be numeric and must be “2” for all images produced for University shipments; the value here should be identical with the value of TIFF tag number 296; the value “2” means the resolution unit is inches.

<tiff:DateTime>2007-01-03T00:00:00+08:00</tiff:DateTime>

- This element records the date and time of image capture; the value must be in ISO8601 format.

<tiff:Artist>University of Michigan - Digital Conversion Unit</tiff:Artist>

- This element records who captured this digital image; the value is textual and should be the name of the vendor or scanning unit.

<tiff:Make>Zeutschel</tiff:Make>

- This element records what make of scanning equipment captured this digital image; the value here should be identical with the value of TIFF tag number 271; the value is textual and should be the name of the manufacturer of the scanning unit.

<tiff:Model>OS7000</tiff:Model>

- This element records what model of scanning equipment captured this digital image; the value here should be identical with the value of TIFF tag number 272; the value is textual and should be the name or serial number of the model of the scanning unit.

</rdf:Description>

<rdf:Description

rdf:about=' 'xmlns:dc='http://purl.org/dc/elements/1.1/'>

- These elements define the structure of the following element and the namespaces it is working in; it must be present to validate the XML element which follows.

<dc:source>12345.0002/00000021.jp2</dc:source>

- This element records the provenance of the image; the value here should be identical with the value of TIFF tag number 269; within UM shipments, the value must follow either the format of <Barcode>/<Image File Name> or the format of <BibID>.<Subdirectory ####>.<Subdirectory ####>/<Image File Name>.

</rdf:Description>

</rdf:RDF>

</x:xmpmeta>

<?xpacket end='w' ?>

- These elements close the structure of the XMP packet; it must be present to close the XMP packet within the header.

Vendors seeking greater clarity on the XMP metadata specification should consult the documentation at the following URL:

<http://partners.adobe.com/public/developer/en/xmp/sdk/XMPspecification.pdf>

Vendors seeking greater clarity on the definitions for particular XML elements from the TIFF namespace should consult the TIFF 6.0 documentation at the following URL:

<http://partners.adobe.com/public/developer/en/tiff/TIFF6.pdf>

Any questions, clarifications, concerns, or problems experienced by the vendors in producing this XMP packet in the JPEG2000 image files should be communicated to the Digital Conversion Production Manager as soon as possible.

APPENDIX H: METADATA TAGS FOR TIFF FILES

To help ensure the long-term sustainability of master images created, the University of Michigan proposes to use some of the data elements in Draft NISO Z39.87 –2002 Standard, Data Dictionary—Technical Metadata for Digital Still Images to record technical metadata in the TIFF header of each image. In addition to required TIFF tags, some additional tags are utilized to document the provenance of each image.

The elements identified in the table below should be incorporated into headers for the master TIFF images. These elements include:

- Required fields for Baseline TIFF grayscale images; these unshaded elements are required for a valid TIFF image.
- Required or recommended elements from the Z39.87 Data Dictionary where appropriate TIFF tags exist; these elements are shaded in the following table.
- Elements in italics should be considered recommended; all others are mandatory and will be subjected to quality review.

We continue to review these specifications and may make changes based on experience and/or changes to the Draft Z39.87 Data Dictionary.

TIFF Tag Number	TIFF/EXIF Tag Name	Value	Z39.87 Number	Z39.87 Name Notes/Sample Values	
256	ImageWidth		8.1.5	ImageWidth	
257	ImageLength		8.1.6	ImageLength	
258	BitsPerSample		8.2.1	BitsPerSample	
259	Compression		6.1.3.1	CompressionScheme	
262	Photometric Interpretation		6.1.4.1	ColorSpace	
269	DocumentName	<Reel Number>,<Subdirectory Number>/<Image File name>	6.2.1	ImageIdentifier	ABC1234.0001.001/0000001.TIF
271	Make	<i>Scanner manufacturer</i>	7.6.1.1	ScannerManufacturer	<i>Fujitsu</i>
272	Model	<i>Include model number</i>	7.6.1.2.1-2	ScannerModel	<i>4097D</i>
273	StripOffsets		6.1.5.2	StripOffsets	
274	Orientation		6.2.4	Orientation	
277	SamplesPerPixel		8.2.2	SamplesPerPixel	
278	RowsPerStrip		6.1.5.	RowsPerStrip	
279	StripByteCounts		6.1.5.4	StripByteCounts	
282	XResolution		8.1.3	XSamplingFrequency	
283	YResolution		8.1.4	YSamplingFrequency	
284	Planar Configuration	6.1.6	PlanarConfiguration		
296	ResolutionUnit		8.1.2	SamplingFrequencyUnit	
305	Software	<i>Include version number</i>	7.6.2.1-2	ScanningSoftware	<i>Fujitsu ScandAll 21 V. 4.2.16</i>
306	DateTime	ISO8601 format YYYY:MM:DD HH:MM:SS	7.9	DateTimeCreated	2004:09:08 00:00:00
315	Artist	[scanning contractor company name]	7.3	ImageProducer	

APPENDIX I: SAMPLE PRODUCTION NOTE TARGET

Below is a screenshot of a sample production note target. These targets should only appear in projects designated as BibID projects. If a vendor encounter an item in a BibID project without such a target, they should call the University for assistance.

Digital Conversion Production Note

Project Hubbard Collection (MDP Subset)

Long ID _____ Shipment # 649
Barcode 39015073730817 Total Pages 462
Call Number ND611 .L293
Title The history of painting in Italy,

Pagination 8L,ii,447,5L
Irregular Pagination _____
Color No _____ Color Images _____
Foldouts No _____ Foldouts Images _____
Greyscale No _____ Greyscale Images _____
Prep Notes

This target provides the vendor valuable information for the file structure. Long ID field will be in the form of 1234567.0001.001. The first 7 digits are the bibliographic id; the second 4 digits are the volume number; the last 3 digits are the part/issue number. The Volume field at the top of the target indicates the enumeration expected in the file directory structure hierarchy. For example, with this sample image, the following file directory hierarchy would be expected:

```
ACD6054 <Directory>  
    0008 <Directory>  
        001 <Directory>
```

This target must be scanned by the same scanning equipment under the same configuration as the rest of the volume. The scanned target image must be named “prodnote.tif” and it should be scanned as a bitonal image saved as a TIFF format file in CCITT Group 4 compression.